
美國能源情報署EIA關鍵數據

- 資料來源EIA
- 資料時間11/15

交易原油要看那些EIA數據?

原油進口



原油開採



煉油投入



產能利用率



庫存面



供應面

























生產面



EIA原油相關報告內容(每周更新)

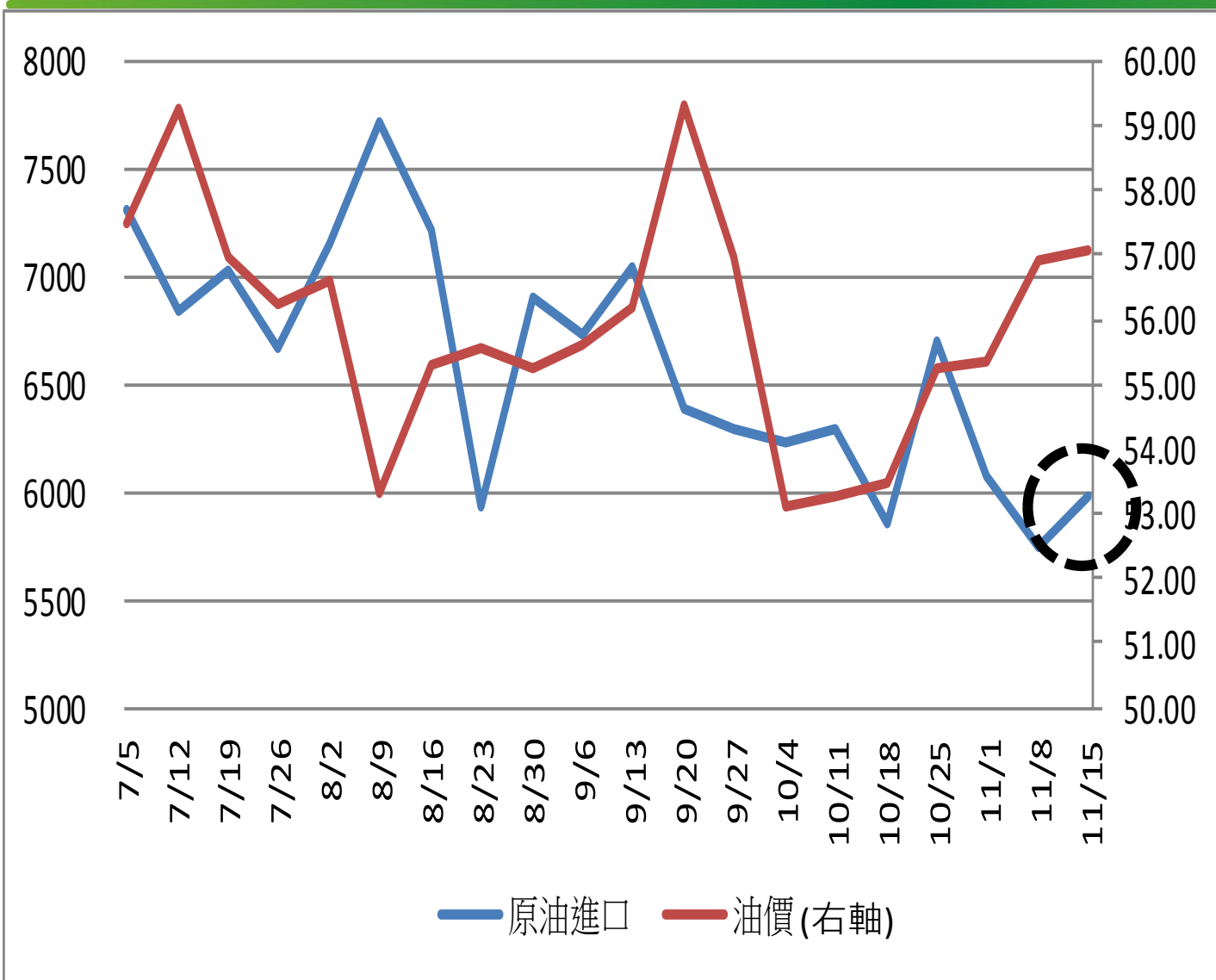
- 關鍵資料雙周比較
- 原油進口-原油開採統計
- 煉油投入-產能利用率統計
- 生產面統計(汽油-柴油)
- 供應面統計(油品-汽油-柴油)
- 庫存面統計(原油-油品-汽油-柴油)

雙周比較

日期	原油進口變動	原油投入變動	產能利用率變動(%)	油價變動(美元)
11/15-11/8	 222	 519	 1.7	 0.15
11/8-11/1	 -327	 155	 1.8	 1.54
日期	汽油產出變動	柴油產出變動	原油產出變動	油品產出變動
11/15-11/8	 -120	 85	0	 -269
11/8-11/1	 137	 164	200	 366
日期	原油庫存變動	油品庫存變動	汽油庫存變動	柴油庫存變動
11/15-11/8	 1379	 -6929	 1756	 -974
11/8-11/1	 2219	 -7303	 1861	 -2477

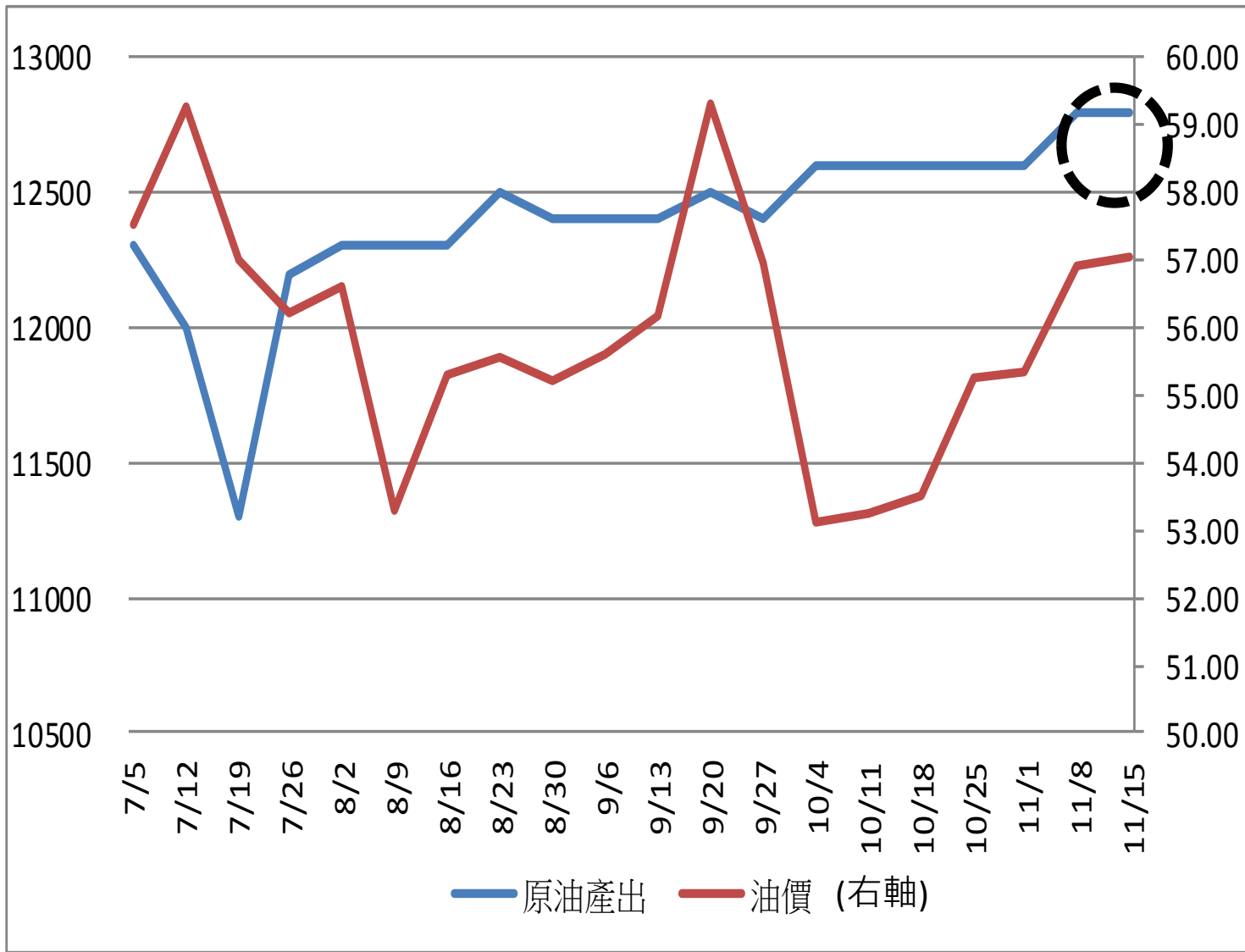
單位:千桶

U.S. Imports of Crude Oil, Weekly(原油進口)



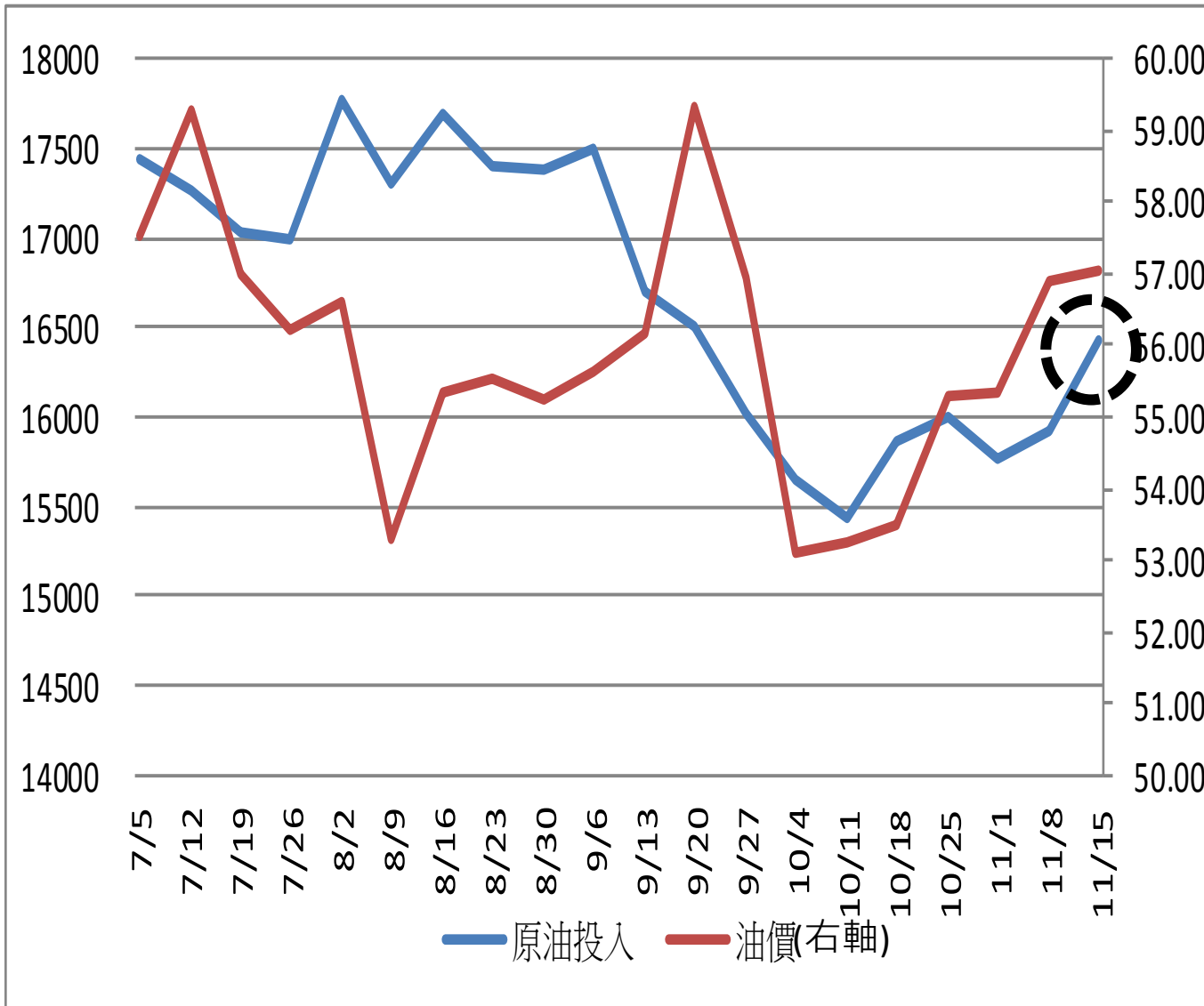
日期	原油進口	油價
11/15	5972	57.05
11/8	5750	56.90
11/1	6077	55.36
10/25	6697	55.27
10/18	5857	53.49
10/11	6295	53.24
10/4	6224	53.12
9/27	6291	56.95
9/20	6378	59.31
9/13	7050	56.19
9/6	6725	55.62
8/30	6904	55.23
8/23	5928	55.55
8/16	7218	55.32
8/9	7714	53.29
8/2	7148	56.62
7/26	6663	56.22
7/19	7028	56.98
7/12	6832	59.27
7/5	7302	57.51

U.S. Field Production of Crude Oil(原油開採)



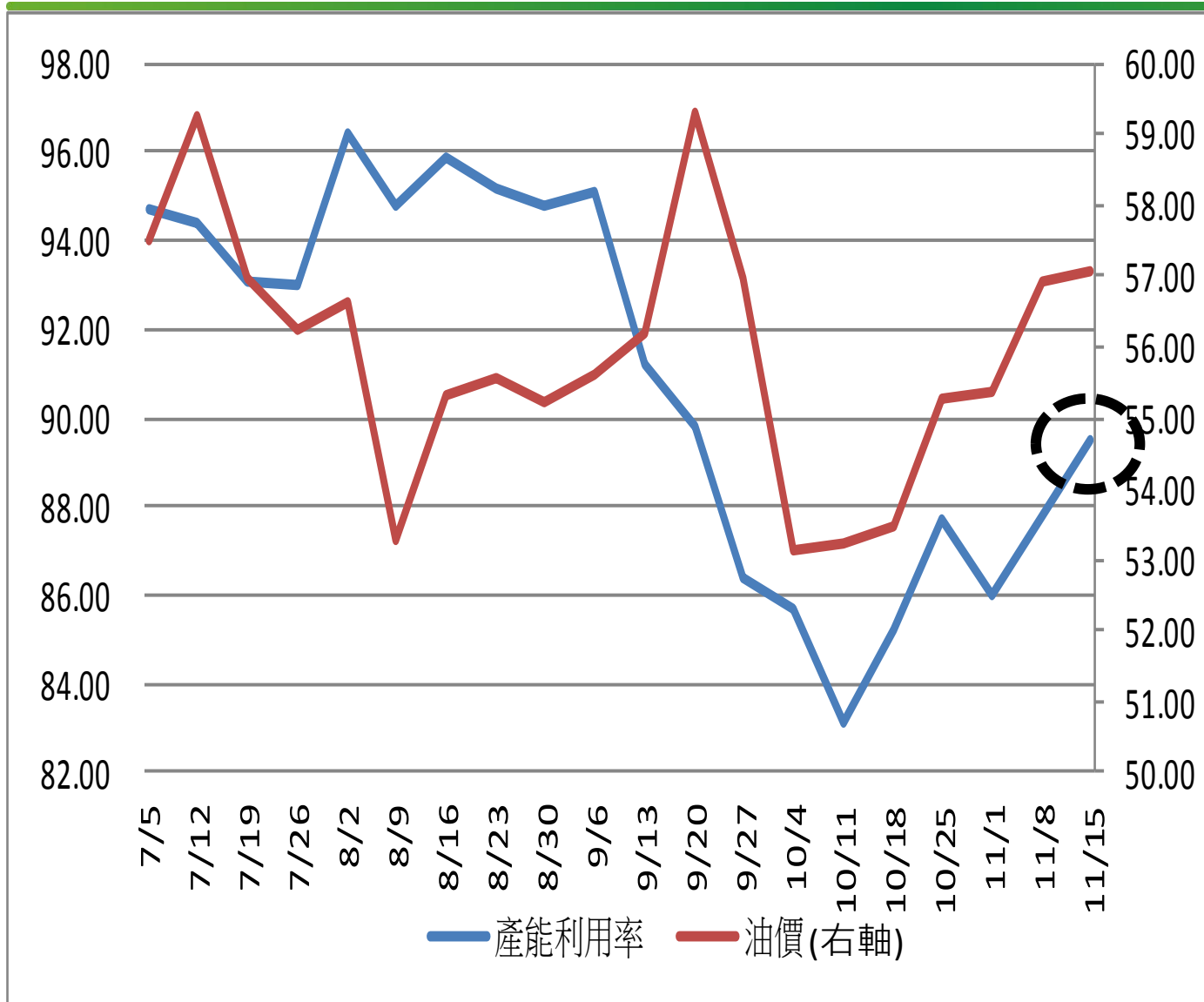
日期	原油產出	油價
11/15	12800	57.05
11/8	12800	56.90
11/1	12600	55.36
10/25	12600	55.27
10/18	12600	53.49
10/11	12600	53.24
10/4	12600	53.12
9/27	12400	56.95
9/20	12500	59.31
9/13	12400	56.19
9/6	12400	55.62
8/30	12400	55.23
8/23	12500	55.55
8/16	12300	55.32
8/9	12300	53.29
8/2	12300	56.62
7/26	12200	56.22
7/19	11300	56.98
7/12	12000	59.27
7/5	12300	57.51

U.S. Refiner Net Input of Crude Oil(煉油投入)



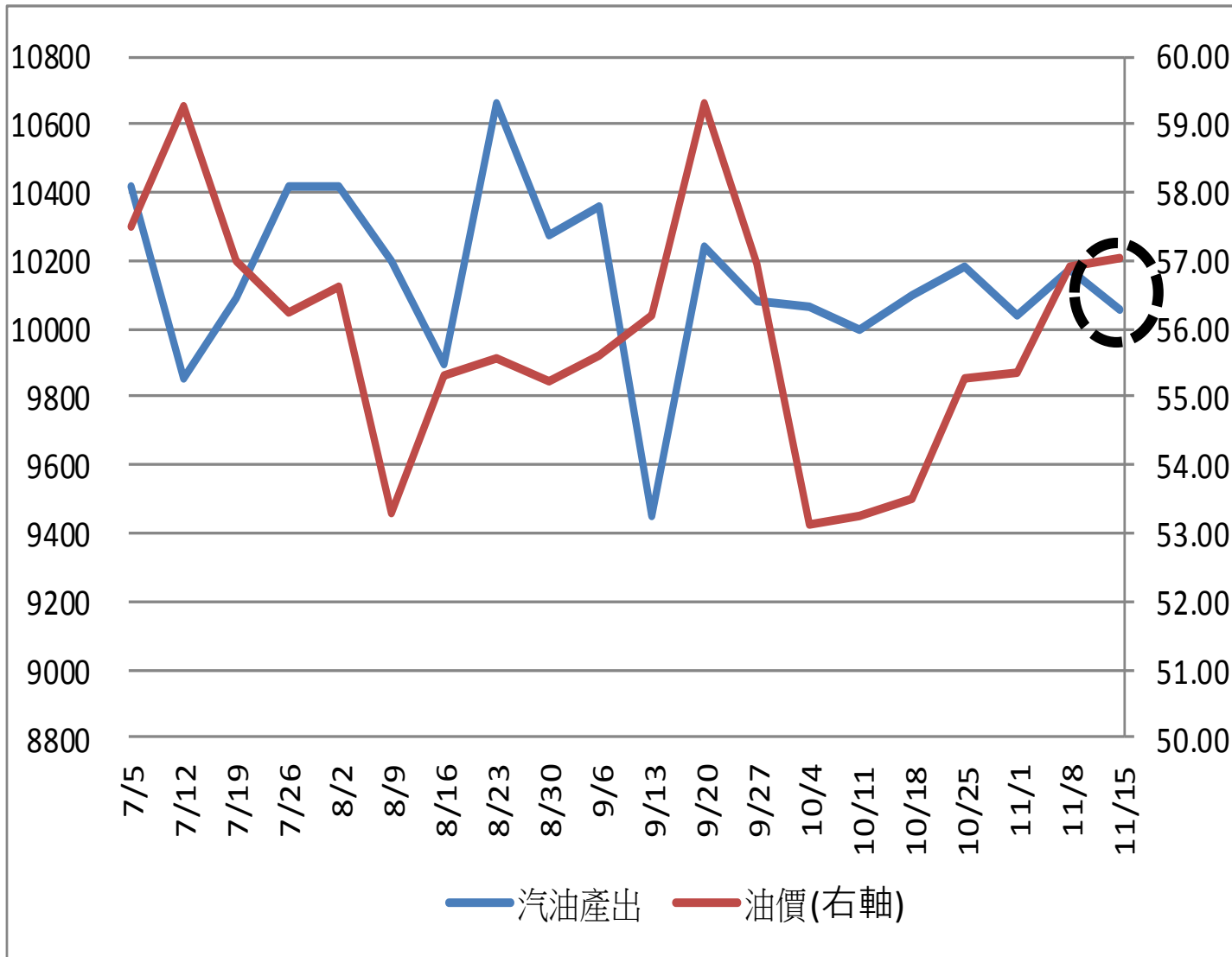
日期	原油投入	油價
11/15	16435	57.05
11/8	15916	56.90
11/1	15761	55.36
10/25	15998	55.27
10/18	15865	53.49
10/11	15436	53.24
10/4	15656	53.12
9/27	16017	56.95
9/20	16513	59.31
9/13	16707	56.19
9/6	17495	55.62
8/30	17381	55.23
8/23	17408	55.55
8/16	17702	55.32
8/9	17302	53.29
8/2	17777	56.62
7/26	16991	56.22
7/19	17034	56.98
7/12	17267	59.27
7/5	17438	57.51

U.S. Percent Utilization of Refinery Operable Capacity(產能利用率)



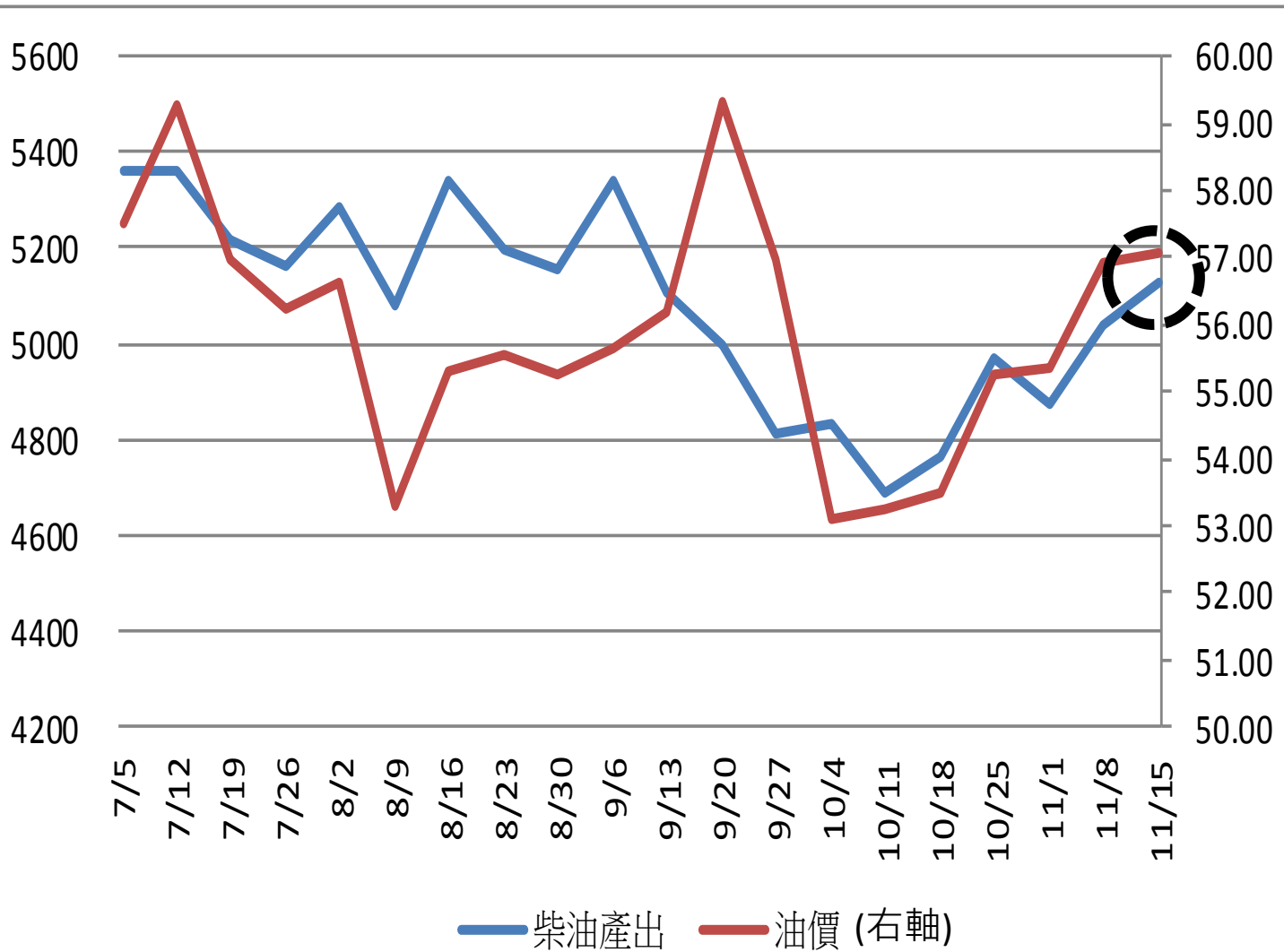
日期	產能利用率	油價
11/15	89.50	57.05
11/8	87.80	56.90
11/1	86.00	55.36
10/25	87.70	55.27
10/18	85.20	53.49
10/11	83.10	53.24
10/4	85.70	53.12
9/27	86.40	56.95
9/20	89.80	59.31
9/13	91.20	56.19
9/6	95.10	55.62
8/30	94.80	55.23
8/23	95.20	55.55
8/16	95.90	55.32
8/9	94.80	53.29
8/2	96.40	56.62
7/26	93.00	56.22
7/19	93.10	56.98
7/12	94.40	59.27
7/5	94.70	57.51

U.S. Refiner and Blender Adjusted Net Production of Finished Motor Gasoline



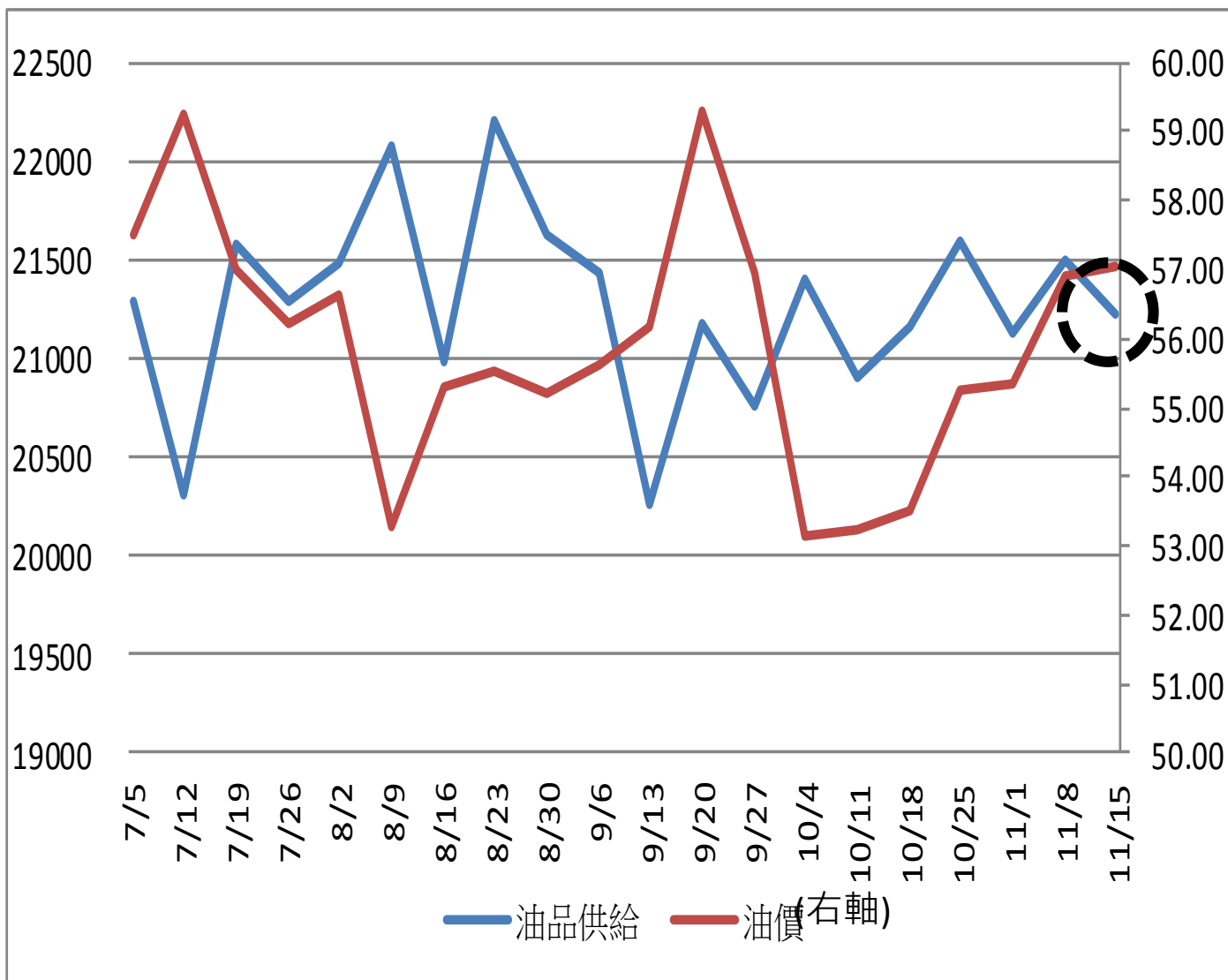
日期	汽油產出	油價
11/15	10053	57.05
11/8	10173	56.90
11/1	10036	55.36
10/25	10184	55.27
10/18	10098	53.49
10/11	9998	53.24
10/4	10066	53.12
9/27	10081	56.95
9/20	10240	59.31
9/13	9451	56.19
9/6	10360	55.62
8/30	10272	55.23
8/23	10660	55.55
8/16	9897	55.32
8/9	10203	53.29
8/2	10421	56.62
7/26	10416	56.22
7/19	10089	56.98
7/12	9855	59.27
7/5	10418	57.51

U.S. Refiner and Blender Net Production of Distillate Fuel Oil



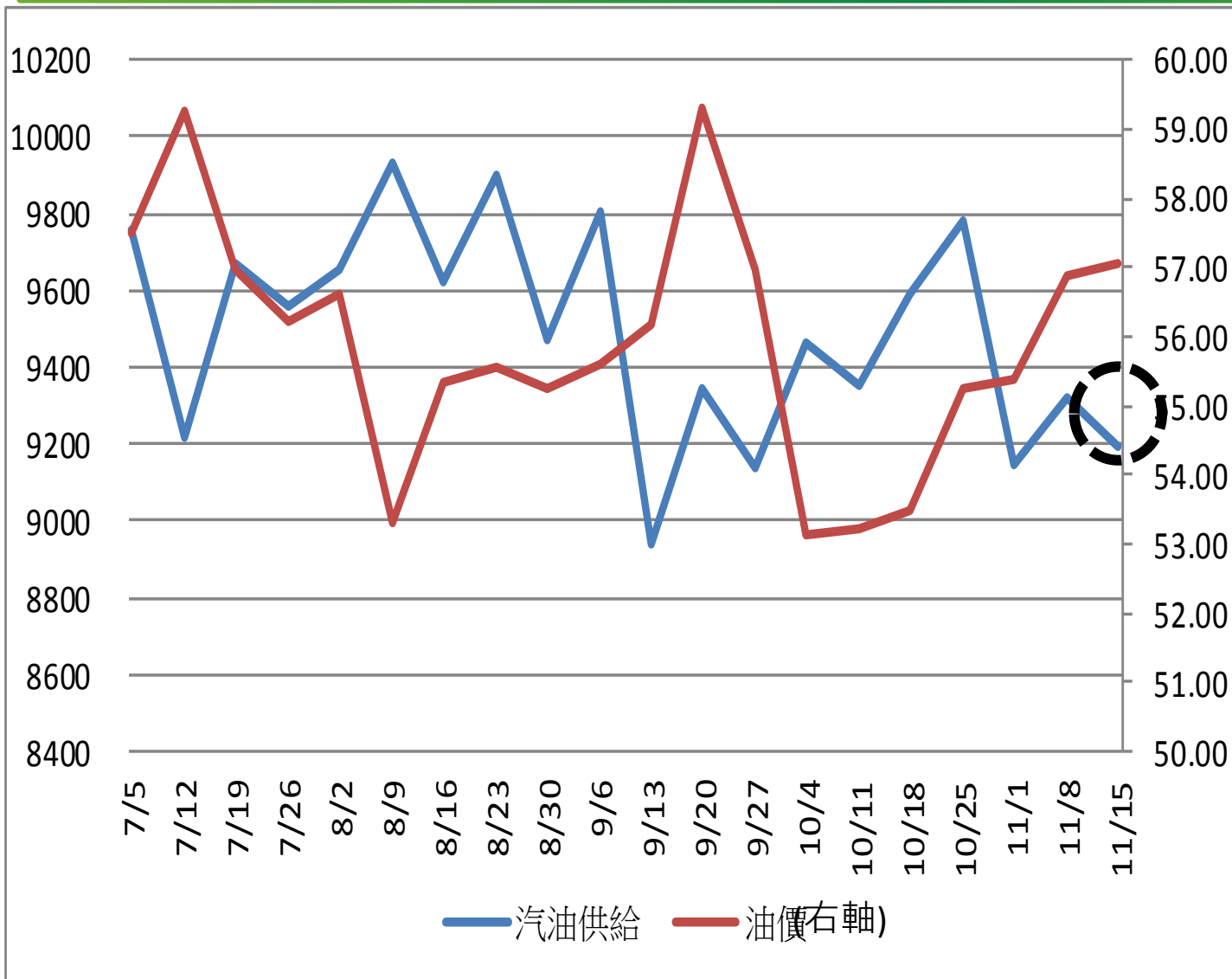
日期	柴油產出	油價
11/15	5124	57.05
11/8	5039	56.90
11/1	4875	55.36
10/25	4970	55.27
10/18	4765	53.49
10/11	4688	53.24
10/4	4835	53.12
9/27	4813	56.95
9/20	5000	59.31
9/13	5109	56.19
9/6	5341	55.62
8/30	5154	55.23
8/23	5193	55.55
8/16	5340	55.32
8/9	5077	53.29
8/2	5286	56.62
7/26	5164	56.22
7/19	5219	56.98
7/12	5361	59.27
7/5	5358	57.51

U.S. Product Supplied of Petroleum Products



日期	油品供給	油價
11/15	21231	57.05
11/8	21500	56.90
11/1	21134	55.36
10/25	21597	55.27
10/18	21164	53.49
10/11	20905	53.24
10/4	21406	53.12
9/27	20751	56.95
9/20	21181	59.31
9/13	20262	56.19
9/6	21440	55.62
8/30	21621	55.23
8/23	22209	55.55
8/16	20987	55.32
8/9	22078	53.29
8/2	21481	56.62
7/26	21296	56.22
7/19	21583	56.98
7/12	20306	59.27
7/5	21292	57.51

U.S. Product Supplied of Finished Motor Gasoline



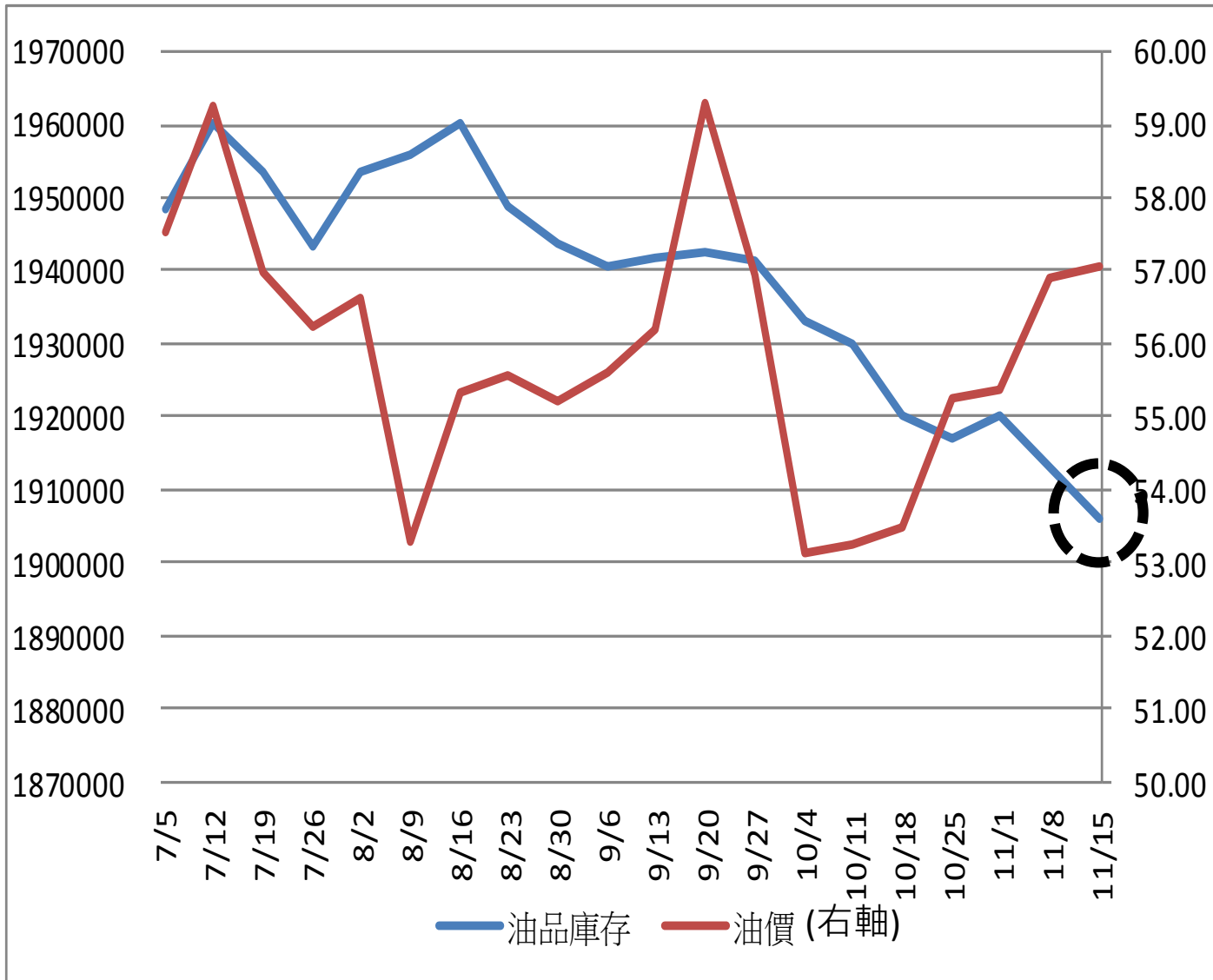
日期	汽油供給	油價
11/15	9192	57.05
11/8	9321	56.90
11/1	9145	55.36
10/25	9784	55.27
10/18	9590	53.49
10/11	9354	53.24
10/4	9460	53.12
9/27	9137	56.95
9/20	9346	59.31
9/13	8939	56.19
9/6	9807	55.62
8/30	9471	55.23
8/23	9900	55.55
8/16	9626	55.32
8/9	9932	53.29
8/2	9651	56.62
7/26	9559	56.22
7/19	9673	56.98
7/12	9214	59.27
7/5	9754	57.51

U.S. Product Supplied of Distillate Fuel Oil



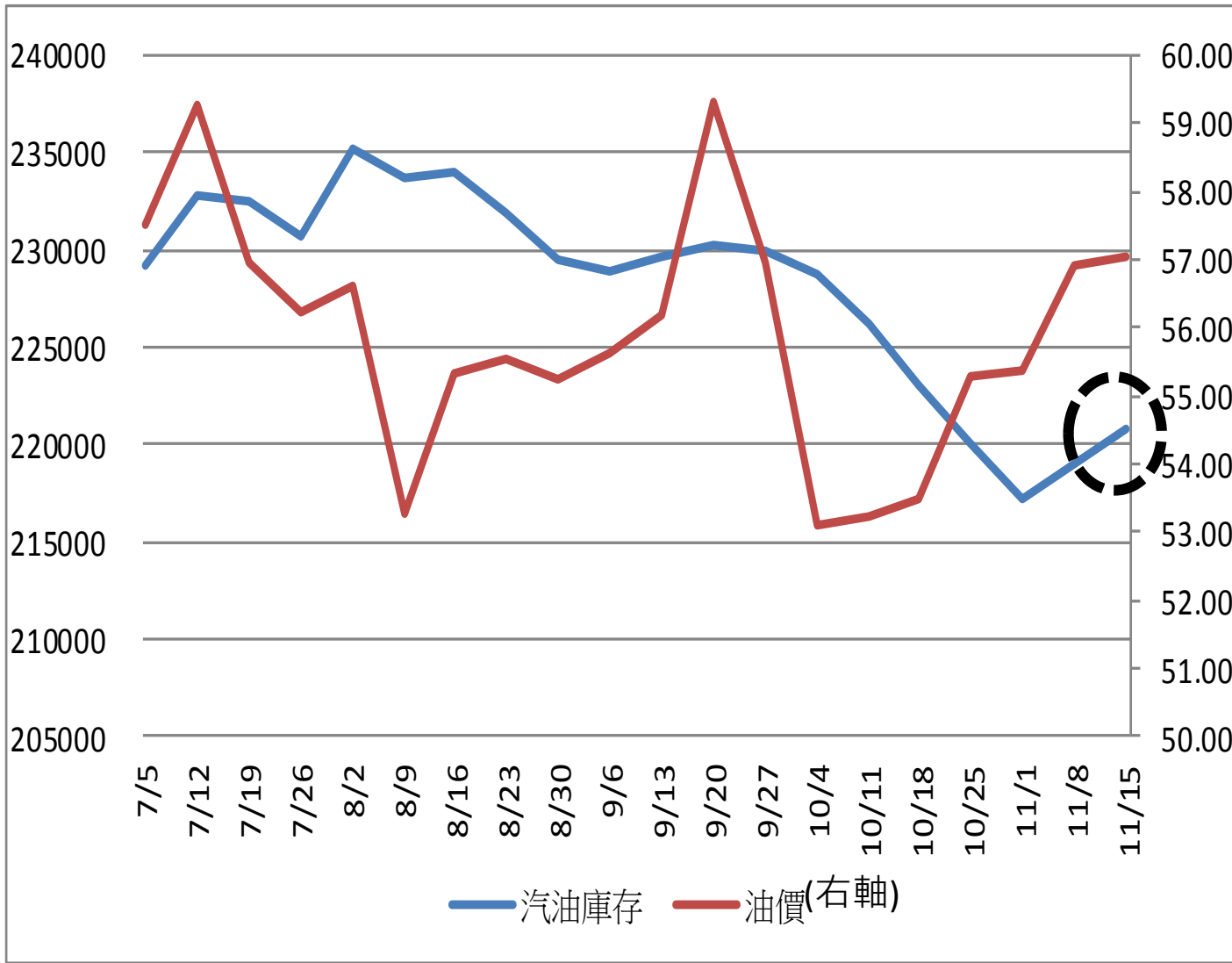
日期	柴油供給	油價
11/15	4323	57.05
11/8	4534	56.90
11/1	4296	55.36
10/25	4263	55.27
10/18	4076	53.49
10/11	4366	53.24
10/4	4036	53.12
9/27	3960	56.95
9/20	3897	59.31
9/13	3859	56.19
9/6	3804	55.62
8/30	4134	55.23
8/23	4048	55.55
8/16	3758	55.32
8/9	3859	53.29
8/2	3886	56.62
7/26	3885	56.22
7/19	4264	56.98
7/12	3565	59.27
7/5	3551	57.51

U.S. Ending Stocks of Crude Oil and Petroleum Products



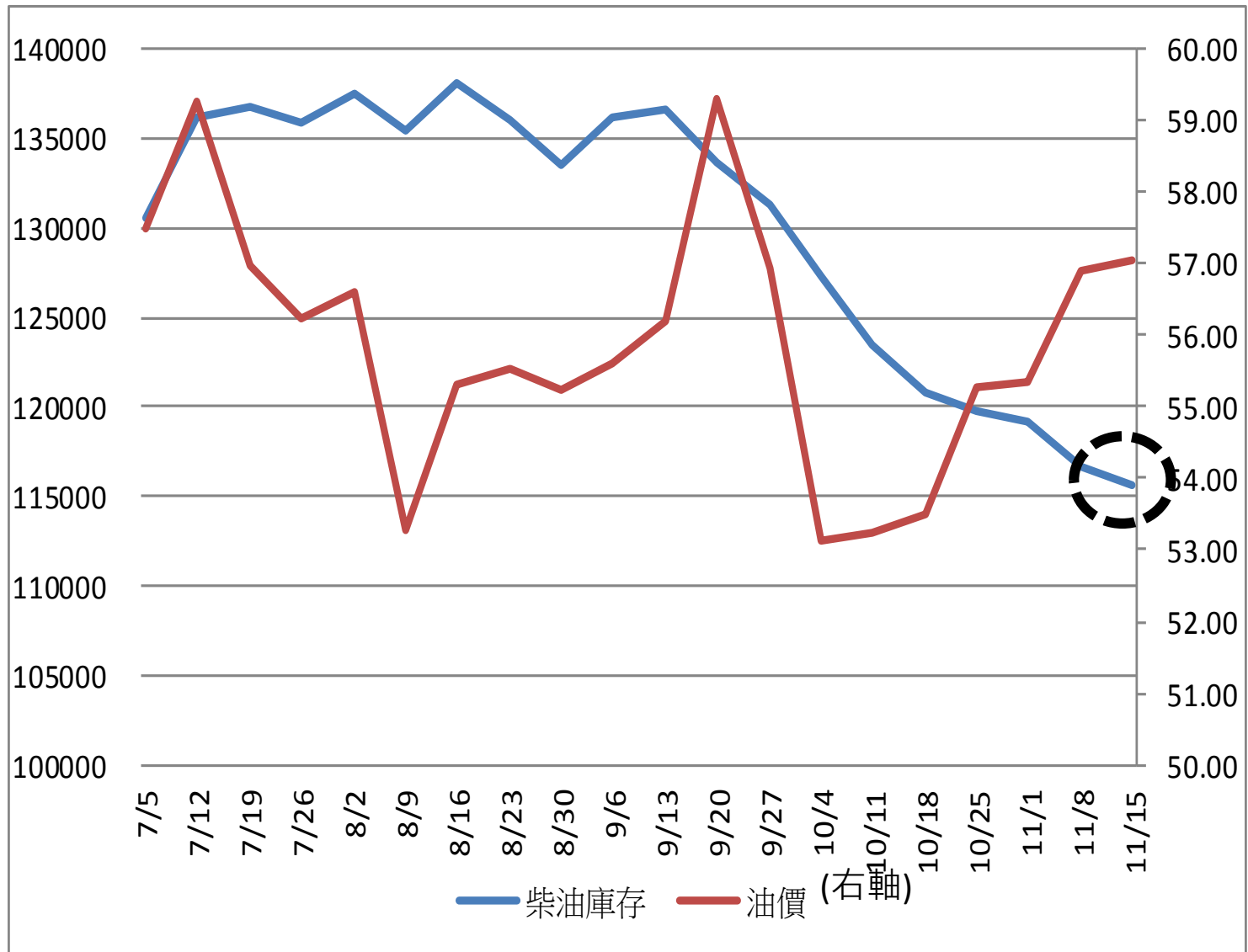
日期	油品庫存	油價
11/15	1906146	57.05
11/8	1913075	56.90
11/1	1920378	55.36
10/25	1917214	55.27
10/18	1920137	53.49
10/11	1930158	53.24
10/4	1933015	53.12
9/27	1941507	56.95
9/20	1942358	59.31
9/13	1941659	56.19
9/6	1940775	55.62
8/30	1943914	55.23
8/23	1948863	55.55
8/16	1960043	55.32
8/9	1956041	53.29
8/2	1953634	56.62
7/26	1943221	56.22
7/19	1953360	56.98
7/12	1960047	59.27
7/5	1948388	57.51

U.S. Ending Stocks of Total Gasoline, Weekly



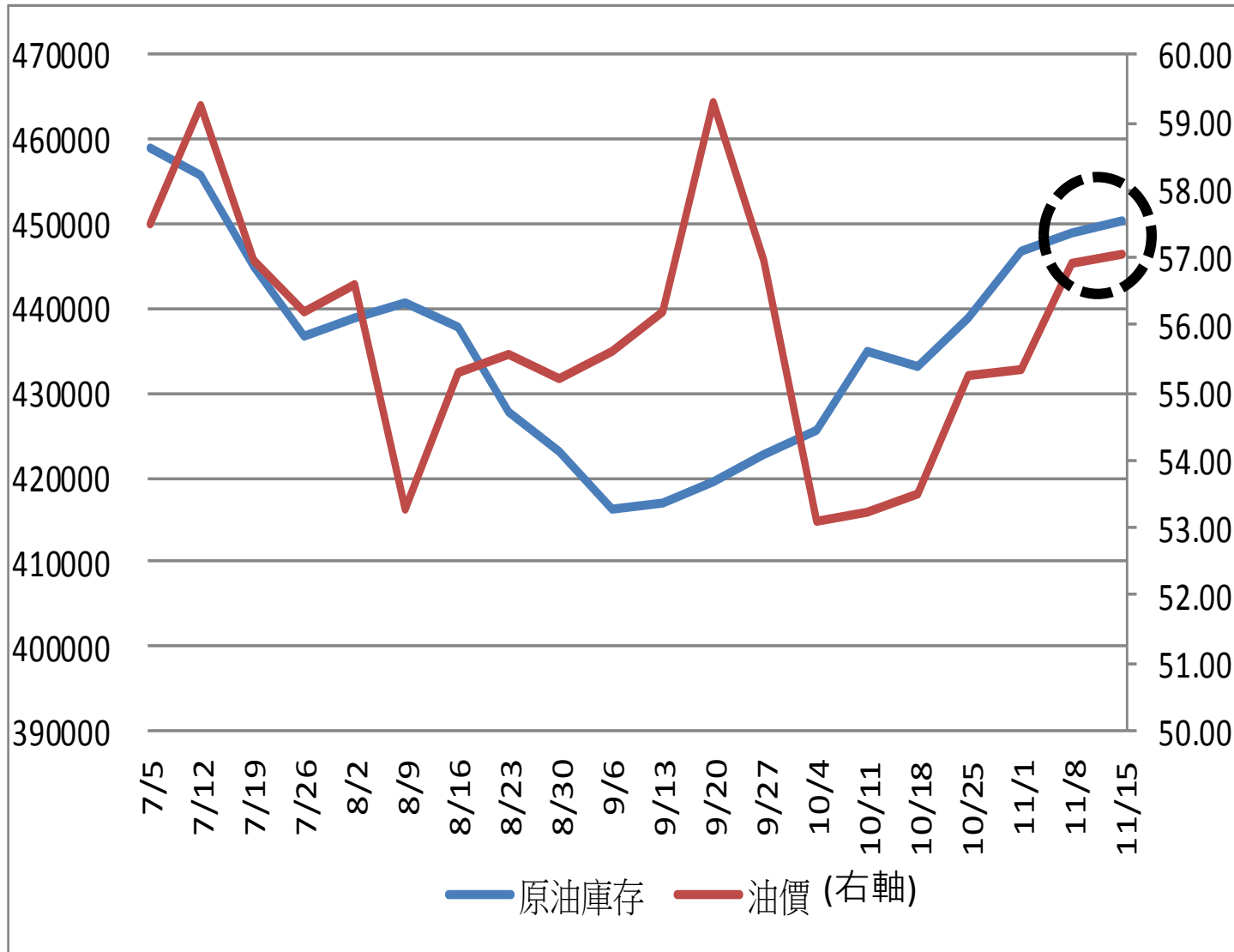
日期	汽油庫存	油價
11/15	220846	57.05
11/8	219090	56.90
11/1	217229	55.36
10/25	220057	55.27
10/18	223094	53.49
10/11	226201	53.24
10/4	228763	53.12
9/27	229976	56.95
9/20	230204	59.31
9/13	229685	56.19
9/6	228904	55.62
8/30	229586	55.23
8/23	231982	55.55
8/16	234072	55.32
8/9	233760	53.29
8/2	235172	56.62
7/26	230735	56.22
7/19	232526	56.98
7/12	232752	59.27
7/5	229187	57.51

U.S. Ending Stocks of Distillate Fuel Oil



日期	柴油庫存	油價
11/15	115681	57.05
11/8	116655	56.90
11/1	119132	55.36
10/25	119754	55.27
10/18	120786	53.49
10/11	123501	53.24
10/4	127324	53.12
9/27	131267	56.95
9/20	133685	59.31
9/13	136663	56.19
9/6	136226	55.62
8/30	133522	55.23
8/23	136060	55.55
8/16	138123	55.32
8/9	135513	53.29
8/2	137451	56.62
7/26	135922	56.22
7/19	136816	56.98
7/12	136203	59.27
7/5	130517	57.51

U.S. Ending Stocks excluding SPR of Crude Oil (庫存)



日期	原油庫存	油價
11/15	450380	57.05
11/8	449001	56.90
11/1	446782	55.36
10/25	438853	55.27
10/18	433151	53.49
10/11	434850	53.24
10/4	425569	53.12
9/27	422642	56.95
9/20	419538	59.31
9/13	417126	56.19
9/6	416068	55.62
8/30	422980	55.23
8/23	427751	55.55
8/16	437778	55.32
8/9	440510	53.29
8/2	438930	56.62
7/26	436545	56.22
7/19	445041	56.98
7/12	455876	59.27
7/5	458992	57.51